

2017

MEDIA GUIDE



NYRA.COM



A History of The New York Racing Association

Created more than 60 years ago so that New York State could share in the boom in racing that followed World War II, The New York Racing Association, Inc., (NYRA) holds the exclusive right to conduct racing at Aqueduct Racetrack, Belmont Park, and Saratoga Race Course until 2033.

NYRA tracks are the cornerstone of the state's thoroughbred business, which contributes more than \$2 billion annually to New York State's economy.

In 2016, Saratoga continued to shine with a record paid attendance of 1,123,647 during the spectacular summer meet. The previous year at the Spa, on-track paid attendance broke the one million mark for the first time since 2003, with a total of 1,065,625.

Overall in 2016, more than 1.7 million attended the races at Saratoga, Belmont and Aqueduct with gross total handle on NYRA races exceeding \$2.2 billion.

While staging just over 5 percent of all races run in the United States in 2016, wagering on NYRA's races again accounted for more than 20 percent of all monies bet on thoroughbred racing in the United States.

NYRA's beginnings date back to 1955, when the Greater New York Association acquired the assets of the four racing associations operating Belmont, Jamaica, Saratoga and Aqueduct racetracks.

Within four years, the NYRA had demolished the old Aqueduct and in 1959 opened the modern Aqueduct Racetrack. Jamaica Race Track was closed the same year. From 1963 through 1968, Belmont Park was shuttered while a new grandstand was built.

In 2012, at the direction of Governor Andrew Cuomo, a temporary, publicly controlled body was put in place to transform management of thoroughbred racing in New York.

BOARD OF DIRECTORS

Michael J. Del Giudice, Vice Chairman

Michael Dubb

C. Steven Duncker

Bobby Flay

Marc Holliday

Stuart S. Janney, III

Georgeanna Nugent Lussier

Earle Mack

Chris Mara

Robert Megna

Leonard Riggio

Andrew Rosen


Joseph Spinelli

Stuart Subotnick

Vincent Tese

Richard Violette, ex-officio

Jeffrey A. Cannizzo, ex-officio



NYRA

Officers and Officials

OFFICERS

Christopher K. Kay, *CEO and President*
Tony Allevato, *President of NYRA Bets and Executive Producer, NYRA TV*
Joseph Lambert, *Senior Vice President, Chief Administrative Officer & General Counsel*
Lynn LaRocca, *Senior Vice President & Chief Experience Officer*
Gordon Lavalette, *Senior Vice President and Chief Financial Officer*
Martin Panza, *Senior Vice President of Racing Operations*
Glen Kozak, *Vice President of Facilities & Racing Surfaces*
David O'Rourke, *Vice President, Chief Revenue Officer*
Bobby Sica, *Vice President, Chief Security Officer*
Robert J. Hughes, *Vice President, Chief Information Officer*
James Ranton, *Vice President, Chief Human Resources Officer*
Jelena Alonso, *Vice President, Controller*

OTHER OFFICERS AND OPERATING OFFICIALS

Larry Collmus, *Race Caller*
Ross Didia, *Corporate Treasurer*
James Dillon, *Director of Special Events*
Matthew Feig, *Senior Director, ADW*
Thomas M. Fresenius, *Director of Security & Special Events*
Rocco Fuda, *Director, Pari-Mutuel Operations*
John Imbriale, *Director, TV Production*
Min Kim, *Director of Internal Audit*
William McCarthy, *Associate Counsel, FOILS Appeals Officer*
Patrick McKenna, *Director, Communications & Public Affairs*
Darran Miner, *Director of Marketing*
Kevin Quinn, *Director of Sales Iris Roberts, Records Access Officer*
Dan Silver, *Senior Director of TV*
Stephen Travers, *Senior Director, Hospitality & Guest Services*

STEWARDS

Jim Edwards, *The Jockey Club**
Stephen Lewandowski, *New York Gaming Commission**
Braulio Baeza, Jr., *NYRA Steward**
Hugh J. Gallagher, *Safety Steward**

*fully accredited



NYRA: ONLINE

The New York Racing Association, Inc. continued to make improvements to its NYRA.com online wagering platform. Featuring a new graphical layout and easy-to-use navigational menus, the site presents a wealth of information with a variety of user-friendly features. Fans, handicappers, and horsemen can easily locate frequently accessed information including entries, results, replays, scratches, track conditions, and more.

Users who signed up for a free NYRA.com account are able to access high-definition live streaming video of NYRA races. New York State residents are also given the option of signing up for a NYRA.com wagering account which can be easily accessed on a desktop or mobile platform. NYRA.com members also benefit from a variety of exclusive membership rewards, including discounted admission and wagering bonuses. This dynamic platform boasts a new wagering interface along with a multitude of features which utilize cutting-edge technology while simultaneously enabling online guests to watch multiple camera angles on a fully customizable homepage.

NYRA's social media feeds – Facebook, Instagram, Twitter, and Youtube – are each integrated at the bottom of the homepage, allowing guests on mobile devices to access real-time updates while on-the-go.

NYRA's library of online offerings includes:

NYRA.com – Main website for Aqueduct, Belmont, and Saratoga

NYRA Network/NYRA.com – Weekly television schedule of live NYRA racing plus simulcasting Stewards' Corner/

NYRA.com – Explanations of stewards' decisions

BelmontStakes.com – Comprehensive Belmont Stakes coverage

Facebook.com/TheNYRA – Offers all the latest news

Instagram.com/TheNYRA – NYRA photos and videos

Twitter.com/TheNYRA – Racing updates

Twitter.com/BelmontStakes – Updates on all things Belmont Stakes

Twitter.com/LarryCollmus – Race caller

Twitter.com/AndySerling – Race analysis and handicapper

Twitter.com/MaggieWolfndale – Paddock analysis

Twitter.com/RichardMigliore – Post parade analysis

Youtube.com/NYRAvideo – The Official YouTube Channel of The New York Racing Association, Inc. Offers a variety of videos including Trips & Traps, post-race interviews, handicapping analysis, race replays, and much more



NYRA: ON-AIR

In 2017, racing at Aqueduct Racetrack, Belmont Park, and Saratoga Race Course will be broadcast like never before, with a robust national and regional television schedule and a brand new video application that will revolutionize the way races are viewed.

NBC and Fox Sports will once again offer national broadcasts of NYRA's best races. NBC and NBC Sports Network will broadcast on eight days this year, comprising the Wood Memorial, Belmont Stakes Racing Festival coverage, Stars and Stripes, the Whitney, Travers, and Woodward from Saratoga, and the Jockey Club Gold Cup during the Belmont Fall Meet.

Last year's groundbreaking deal with Fox Sports represented the most comprehensive national TV deal in the history of horse racing, and it will only get bigger in 2017 with more than 100 hours of live racing. Almost every day during the prestigious Saratoga meet, Fox Sports 2 will air live programming featuring NYRA TV Analysts Richard Migliore, Andy Serling, Maggie Wolfendale, and more. In addition to those shows, Fox Sports 2 will air select races from Aqueduct and Belmont Park.

Regionally, NYRA will once again air more than 200 hours of live racing on MSG+, focused on Belmont Park and Saratoga. Almost every day from mid-May through early October, NYRA will offer live racing programming on MSG+. Additionally, there will be a Belmont Stakes Preview show and also one focused on Cigar Mile Day at Aqueduct Racetrack.

This year will also mark the breakthrough launch of the NYRA Now video application. To be available on iPhones, iPads, Android phones and tablets, Apple TV, Amazon Fire, Roku, PS4, and Xbox One, NYRA Now will forever change the way that people watch NYRA content. The revolutionary app will offer multiple live camera angles of every race at Aqueduct, Belmont Park, and Saratoga, race replays, Talking Horses analysis, and a ton of on demand content, all in sparkling high definition!



NYRA AND THE COMMUNITY

The New York Racing Association, Inc. (NYRA) is committed to upholding the ideals of community service and support within our thoroughbred racing industry and the communities neighboring Aqueduct Racetrack, Belmont Park and Saratoga Race Course.

Industry-related groups NYRA is proud to support are the Belmont Child Care Association, known as Anna House, for the benefit of working families at the track; the Backstretch Employee Service Team (B.E.S.T), which provides a wide range of health and human services to workers in the barn areas of our three racetracks; and the New York Race-track Chaplaincy. NYRA also supports and advocates for the Grayson-Jockey Club Research Foundation, the Permanently Disabled Jockeys Fund, and the Jockey Safety Net Foundation.

NYRA also partners with national organizations which address a broader constituency including the Breast Cancer Research Foundation, the American Red Cross, Ronald McDonald House and Toys for Tots.

We proudly host the annual Belmont Stakes Blue Ribbon Run for Prostate Cancer, which each year raises more than \$100,000 for the Integrated Medical Foundation, and Fabulous Fillies Day at Saratoga Race Course raises \$100,000 for Play for P.I.N.K. supporting breast cancer research.

At Saratoga Race Course, NYRA offers the Community Outreach Booth, established to offer local charities the opportunity to provide information about their mission and raise much-needed funds. In 2016, more than three dozen organizations used the booth every live racing day to raise awareness and accept donations.

In our continuing effort to support the people and organizations that support racing, NYRA hosts Day at the Races for Military Veterans, First Responders, the Breast Cancer Research Foundation, Toys for Tots and numerous community organizations.

For more information, or to get involved, please contact:

Community Relations
P.O. Box 90
Jamaica, New York 11417 (718)-659-2262
Communityrelations@nyrainc.com

THE VOICES OF NYRA



LARRY COLLMUS

Highly respected for his work during the Triple Crown and the Breeders' Cup for NBC Sports, Larry Collmus succeeded the legendary Tom Durkin as the voice of NYRA in 2015. Collmus's announcing career began at age 18, first calling races at Bowie Race Course in 1985. The Maryland native has since been the regular announcer for Golden Gate Fields, Suffolk Downs, Monmouth Park, Gulfstream Park, and Churchill Downs. Collmus's 2010 call at Monmouth involving two horses named Mywifenothing and Thewifedoesntknow went viral with more than one million views on Youtube.



LUIS GRANDISON

Last year, Luis Grandison was hired by NYRA to become the first full-time track announcer in the country to provide live calls in Spanish, at Aqueduct Racetrack, Belmont Park and Saratoga Race Course. Grandison, a 58-year-old Panama native, called races at El Hipódromo Presidente Remón in Panama City from 1978 – 2003. His extensive sports broadcasting experience also includes stints with ABC Radio, KW Continente and Radio Pan-Americana. NYRA's Spanish race calls are available on-track at Aqueduct via channel 3.2 (HD) or channel 19 (SD).



JOHN IMBRIALE

Imbriale joined NYRA in 1979 after winning a New York Daily News contest for aspiring racecallers. Imbriale later worked with the legendary Harvey Pack, longtime host of the NYRA recap show "Thoroughbred Action." Imbriale joined "Inside Racing" in 1984 and "Raceday" in 1996 and took over hosting responsibilities of "Thoroughbred Action" after Pack's retirement in 1998. Today, the Long Island native serves as the primary race caller at Aqueduct and the back-up announcer at Belmont and Saratoga. Imbriale is also the Director of TV Production, directing simulcast feeds for all three NYRA tracks.



TRAVIS STONE

A lifelong racing fan, Stone spent summers visiting Saratoga Race Course with his family while growing up in nearby Schroon Lake. Stone, a graduate of SUNY Oneonta with a degree in Communication Arts, called his first live race at Suffolk Downs in 2005 and then became the announcer at Louisiana Downs. He succeeded Collmus as the track announcer for Monmouth Park in 2014 and took over the announcing duties at Churchill Downs in 2015. The two-time All-Star Announcer participant currently serves as a featured handicapper and back-up race caller at Aqueduct.



AQUEDUCT RACE TRACK

Aqueduct Racetrack opened on September 27, 1894, on property that belonged to the old Brooklyn Water Works, which was home to a conduit that brought water to New York City from the vast Hempstead Plain. Also known as the Big A, Aqueduct is the only racetrack in New York City, occupying 210 acres in South Ozone Park in the borough of Queens. Just eight miles from its sister track, Belmont Park, Aqueduct's neighbor is John F. Kennedy International Airport, the top international passenger gateway in the United States.

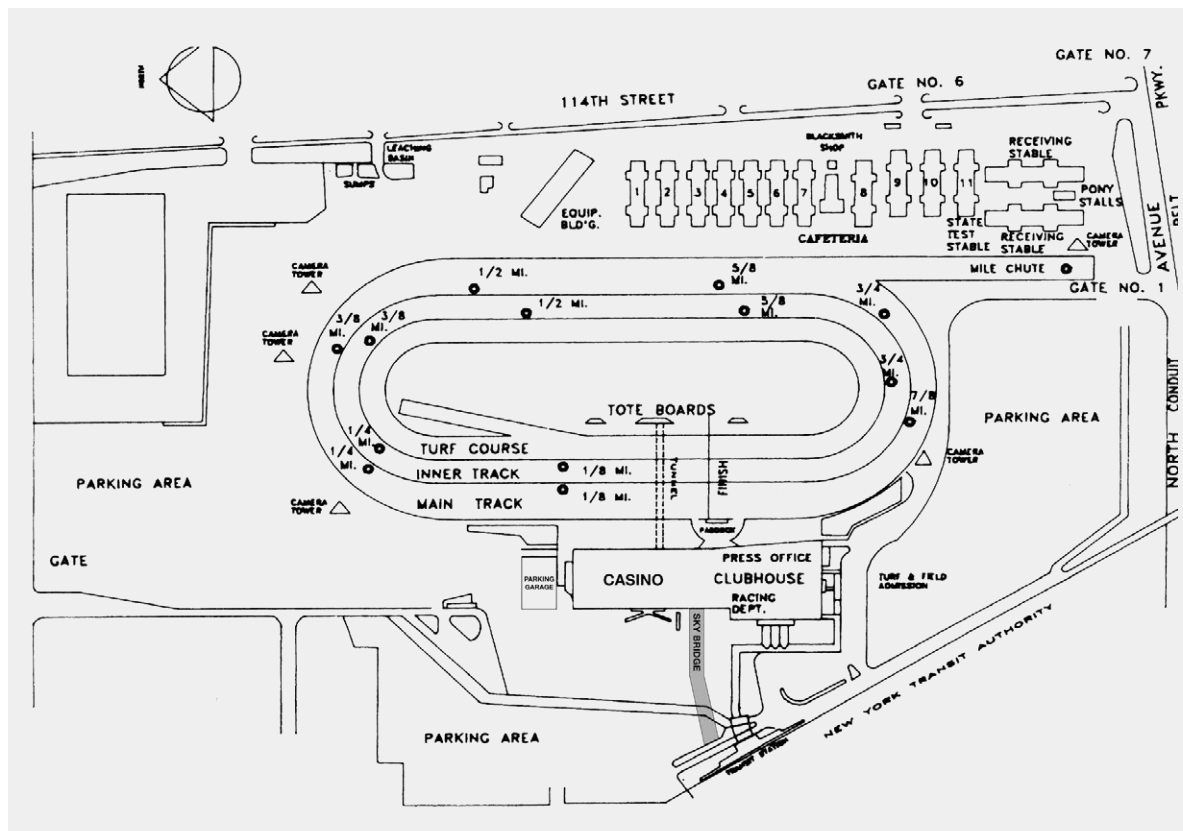
Through the years, the Big A has been the scene of some of racing's landmark events, including the only triple dead heat in stakes history when Brownie, Bossuet, and Wait a Bit hit the wire as one in the Carter Handicap on June 10, 1944. Man o' War, Sword Dancer, Kelso, Buckpasser, Dr. Fager, Secretariat, Forego, Easy Goer and Smarty Jones built their legends at Aqueduct, and Cigar, for whom the Grade 1 Cigar Mile is named, won the first two races of his 16-race winning streak at the Big A.

From 1955-59, Aqueduct was rebuilt at a cost of \$34.5 million. With a new grandstand, racing strip, barns, and accessory buildings, the new Aqueduct opened on September 14, 1959 to a crowd of 42,473 and rave reviews as the most up-to-date racing facility in North America. From 1963-68, during the reconstruction of Belmont Park, Aqueduct was the site of the Belmont Stakes.

In 1975, Aqueduct opened its winterized, one-mile inner dirt track on the former site of the inner turf course, and on October 11, 1981, it unveiled one of the largest restaurants in New York City, the multi-tiered Equestris. In 1985 and 1989, Aqueduct underwent two more rounds of improvements, including the construction of mini-theatres, the expansion of the backyard, paddock and grandstand and installation of a weather-insulated paddock.

Over the past several years, the New York Racing Association has invested more than \$14 million in capital improvements at Aqueduct, showcasing a continued focus towards enhancing the guest experience and improving the quality of racing. One of the most transformational additions was the opening of Longshots, a state-of-the-art simulcasting center and sports bar located on the second floor. With more than 270 individual handicapping carrels and 55 self-service betting terminals located across four separate seating areas, Longshots has become highly popular with horseplayers year-round, including the Belmont and Saratoga meets when operations shifted away from Aqueduct.

Additional improvements to the Big A during this time included installation of hundreds of new HD televisions and new HD video boards across the property; installation of Trakus technology for horseplayers; installation of new, airport-style seating, the opening of a new horsemen's lounge and installation of vibrant, equine-themed urban murals throughout the grandstand and clubhouse.



BASIC PHYSICAL DATA OF AQUEDUCT RACETRACK

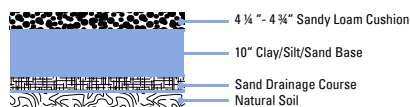
Area of site	210 acres	Turf Course	7/8 mile
Inner Dirt Course.....	1 mile	Main Course.....	1 1/8 miles
Parking area	52 acres	14 Barns, Stabling Capacity.....	547 stalls

TRACK ATTENDANCE AND HANDLE RECORDS


One-Day Attendance.....	73,425 on May 31, 1965
One-Day Handle.....	\$8,171,520 on November 2, 1985
One-Race Handle.....	\$1,095,366 on Breeders' Cup Turf, November 2, 1985

AQUEDUCT TRACK SPECIFICATIONS

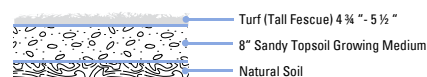
Main Track




Inner Track



Turf Course





BELMONT PARK

“The 37-year wait is over,” proclaimed track announcer Larry Collmus as American Pharoah swept across the finish line in the 2015 Belmont Stakes, becoming just the 12th Triple Crown winner in history. A sold-out crowd of 90,000 was on hand to witness history as the Zayat Stables color-bearer added the “Test of the Champion” to his earlier victories in the Kentucky Derby and Preakness. His triumph was a fitting conclusion to the three-day Belmont Stakes Racing Festival, which will have its latest iteration from June 8-10, 2017, anchored by the 149th running of the \$1.5 million Belmont Stakes. The mega event features 19 stakes races including six Grade 1s.

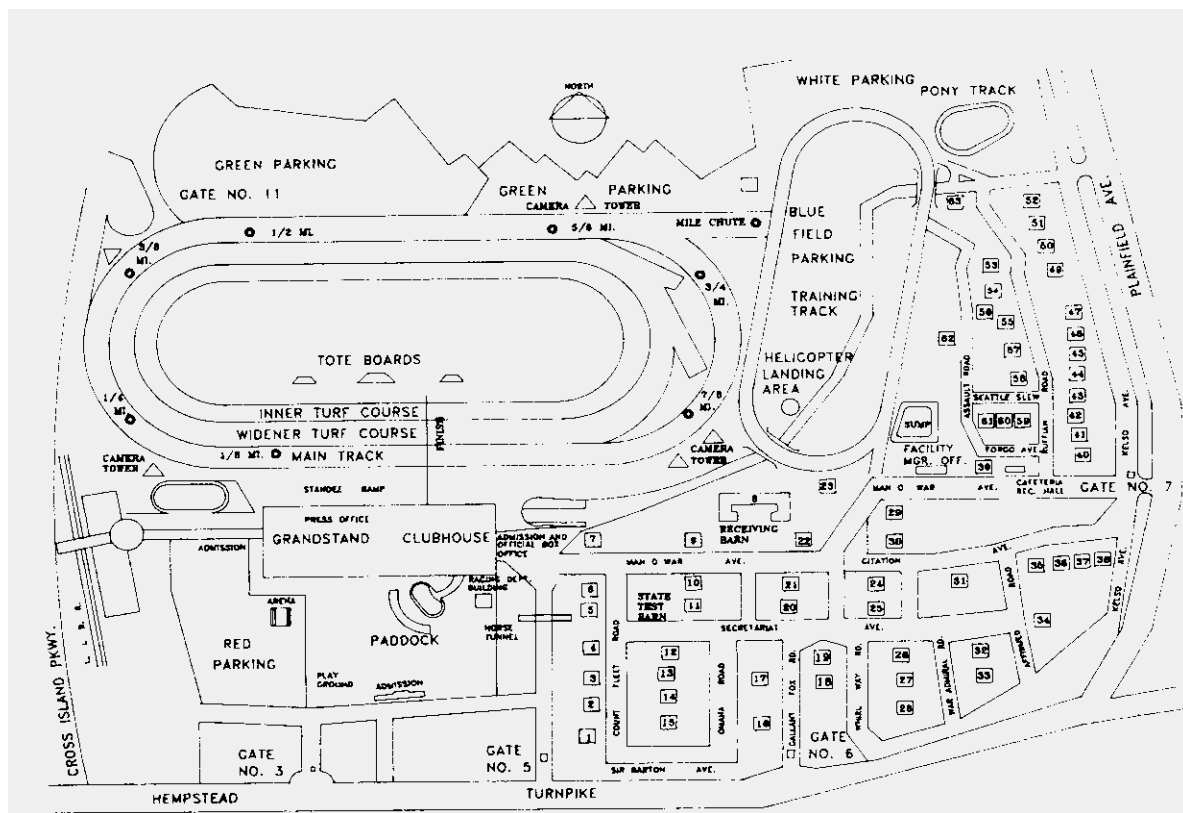
American Pharoah joined 11 other winners of racing’s most prestigious, and elusive prize. Since 1919, when Sir Barton was the first to sweep the spring classics, only Gallant Fox (1930), Omaha (1935), War Admiral (1937), Whirlaway (1941), Count Fleet (1943), Assault (1946), Citation (1948), Secretariat (1973), Seattle Slew (1977) and Affirmed (1978) have achieved racing immortality.

Along with the Belmont Stakes Racing Festival, the second “must-see” event of Belmont’s spring/summer meet will be the fourth edition of the Star & Stripes Racing Festival on July 8, a spectacular day of racing featuring elite competitors from around the world, highlighted by the Grade 1, \$1.20 million Belmont Derby Invitational and the Grade 1, \$1 million Belmont Oaks Invitational, both at 1 1/4 miles on the turf.

For more than a century, Belmont has been the stage for many of racing’s greatest legends, from Man o’ War to Curlin, Beldame to Rachel Alexandra, and Seabiscuit to Cigar. It began in 1902, when a syndicate headed by August Belmont II and former Secretary of the Navy William C. Whitney sought land on Long Island to build the most elaborate track in America, one modeled after the great race courses of Europe. They found what they were looking for on the border of Queens County and Nassau County. Originally known as Foster’s Meadow, the 650 acres of land included a turreted Tudor-Gothic mansion owned by William de Forest Manice, which was to serve as the track’s Turf and Field Club until 1956.

The grand opening of Belmont Park on May 4, 1905, attracted more than 40,000 fans who witnessed August Belmont II’s Blandy, at 7-1, hold off 100-1 shot Oliver Cromwell in the \$1,500 Belmont Inaugural. Later, James R. Keane’s Sysonby, who would be ranked No. 30 on the Blood-Horse Magazine’s top 100 horses of the 20th century, made his 3-year-old debut against the super filly Beldame, another of Belmont’s charges. In the stretch, Sysonby got unexpected competition from 20-1 Race King, and the two hit the wire in a dead heat.

Closed in 1963 due to structural defects, Belmont Park was rebuilt and re-opened in 1968. Since 2012, numerous improvements have been made to enhance the guest experience while preserving its historic architectural elements, including the installation of hundreds of HD televisions across the property and new video display boards in the Paddock, installing Trakus technology for horseplayers and enhancing and expanding the Belmont Cafe and the Top of the Stretch picnic area. Guests also were greeted by \$5 million in improvements to the transit rotunda on the west end of the Grandstand, as well as new rail station platforms, which increased the Belmont Station train capacity from eight to 10 cars and improved egress from the track on major racing days.



BASIC PHYSICAL DATA OF BELMONT PARK GROUNDS

Area of Site445 acres
Parking Areas	91 acres (18,500 cars)
Main Course	1 1/2 miles
Widener Turf Course	1 5/16 miles
Inner Turf Course	1 3/16 miles, 103 feet
Training Track	1 mile
Pony Track	1/4 mile
Railroad Terminal - 4 Platforms; City Bus Terminal	

STABLE AREA

63 Barns (1 Receiving Barn, 1 Pony Barn)	
Stabling Capacity	2,500 Stalls
Dormitory Capacity (455 rooms)	1155 personnel

FACILITIES PROVIDED

Total Capacity	90,000
Trackside Dining	2,300
Other Dining	700
Total Seating Capacity (including picnic tables and benches) ..	32,941

GRANDSTAND


Length	1,266 feet
Depth Clubhouse and Grandstand265 feet
Height105 feet
Floor Area	1,300,000 square feet
Concrete Work	40,000 cubic yards
Structural Steel Framing	13,047 tons

TRACK ATTENDANCE AND HANDLE RECORDS

One-Day Attendance	120,139 on June 5, 2004
One-Day Handle	\$19,200,102 on Belmont Stakes Day, June 7, 2014


BELMONT PARK TRACK SPECIFICATIONS

Main Track



- 4 1/4" - 4 3/4" Sandy Loam Cushion
- 10" Clay/Silt/Sand Base
- Sand Drainage Course
- Natural Soil

Turf Courses



- Turf (Kentucky Bluegrass)
- 8" Sandy Topsoil Growing Medium
- Natural Soil



SARATOGA RACE COURSE

With paid attendance topping more than 1 million in 2016 for the second straight year (a record 1,123,647!), the annual summer meet at Saratoga Race Course generates \$237 million in economic activity and nearly 2,600 jobs across the greater Capital Region, according to the findings of a study released this year by the Saratoga County Industrial Development Agency (IDA). The update also shows a surge in job growth of more than 30 percent attributed to the operation of Saratoga Race Course and its participants, including owners, trainers and jockeys, as well as tourism activity generated by the track.

The 2016 season was highlighted by a number of new initiatives, most notably the nationwide launch of NYRA Bets, the online advanced deposit wagering platform which was previously restricted to New York residents. The national expansion makes it possible for horseplayers across the country to watch and wager on races streamed in high-definition from their phone, tablet, laptop or desktop, while NYRA's new digital platform also offers a number of technological enhancements.

Already famous for its mineral baths, Saratoga held its first thoroughbred meet just a month after the Battle of Gettysburg. Staged by gambler, casino owner, ex-boxing champion and future Congressman John "Old Smoke" Morrissey and beginning on August 3, 1863, the four-day meet drew thousands of locals and tourists who saw Lizzie W. defeat Captain Moore in the best-of-three series of races.

Emboldened by the success of that first meet, Morrissey promptly enlisted his friends John R. Hunter, William Travers and Leonard Jerome to form the Saratoga Association. Its first responsibility was the construction of a new, permanent grandstand on the current site of Saratoga Race Course. Across the street, the "old course" became the barn area known as Horse Haven, with the vestiges of the original track still encircling the stables.

While the summer meet routinely drew weekday crowds of more than 10,000 during the 1950's, there was concern that the Greater New York Association, formed in 1955, would run a concurrent meet downstate. In April, 1957, Gov. Averill Harriman signed into law a bill that prohibited a simultaneous downstate meet and also guaranteed a minimum of 24 days of racing at the Spa. In 1963, the construction of the Northway improved automotive access to the track from the New York State Thruway in Albany.

Named one of the world's great sporting venues by Sports Illustrated, the past comes alive every summer in the historic grandstand as guests experience not only the best in thoroughbred racing, but the unmatched ambience and charm of Saratoga Springs.

Although some may quibble with the order, it's no wonder that Saratoga's motto is "Health, history, and horses."

LEADING JOCKEYS AND TRAINERS AT SARATOGA

YEAR	JOCKEY	WINS	TRAINER	WINS	YEAR	JOCKEY	WINS	TRAINER	WINS
2016	Jose Ortiz	65	Chad Brown	40*	1984	Angel Cordero Jr	24	Jonathan Sheppard	9
2015	Irad Ortiz, Jr.	57	Todd Pletcher	34	1983	Angel Cordero Jr	31	Phil Johnson	9
2014	Javier Castellano	58	Todd Pletcher	28	1982	Angel Cordero Jr	30	Frank Martin	13
2013	Javier Castellano	66	Todd Pletcher	36	1981	Angel Cordero Jr	23	Robert DeBonis	8
2012	Ramon Dominguez	68*	Todd Pletcher	36				Woody Stephens	8
2011	John Velazquez	54	Todd Pletcher	38	1980	Angel Cordero Jr.	35	Frank Martin	9
2010	John Velazquez	57	Todd Pletcher	36	1979	Angel Cordero Jr.	24	Lazaro Barrera	11
2009	Ramon Dominguez	45	Linda Rice	20	1978	Angel Cordero Jr.	34	Allen Jerkens	7
2008	Alan Garcia	39	Kiaran McLaughlin	17				Woody Stephens	7
2007	Cornelio Velasquez	44	Bill Mott	27				Sidney Watters Jr.	7
2006	Edgar Prado	46	Todd Pletcher	24	1977	Angel Cordero Jr.	34	Lazaro Barrera	8
2005	Edgar Prado	44	Todd Pletcher	22				Thomas Kelly	8
2004	John Velazquez	65	Todd Pletcher	35	1976	Angel Cordero Jr.	29	Lazaro Barrera	12
2003	John Velazquez	61	Todd Pletcher	35	1975	Eddie Maple	23	Lazaro Barrera	13
2002	Edgar Prado	54	Todd Pletcher	19	1974	Jorge Velasquez	20	Jose Martin	15
2001	Jerry Bailey	55	Bill Mott	22	1973	Ron Turcotte	27	Allen Jerkens	14
2000	Jerry Bailey	50	Bill Mott	17	1972	Jorge Velasquez	20	Allen Jerkens	19
1999	Jerry Bailey	47	Bill Mott	16	1971	Laffit Pincay Jr.	25	Allen Jerkens	12
1998	John Velazquez	31	Todd Pletcher	20	1970	Jacinto Vasquez	21	Robert Frankel	6
1997	Jerry Bailey	48	John Kimmel	15				James Maloney	6
			Bill Mott	15	1969	Jorge Velasquez	34	John Campo	10
1996	Jerry Bailey	45	Bill Mott	20	1968	Braulio Baeza	26	Lucien Lauren	10
1995	Jerry Bailey	47	Bill Mott	18	1967	Angel Cordero Jr.	36	Ivan Parke	10
1994	Jerry Bailey	38	Shug McGaughey	15	1966	John L. Rotz	28	Ivor Balding	9
1993	Mike Smith	40	Bill Mott	12	1965	Braulio Baeza	17	Howard Jacobson	9
1992	Mike Smith	38	D. Wayne Lukas	14		Robert Ussery	17		
			Bill Mott	14	1964	Manuel Ycaza	22	John Gaver	12
1991	Mike Smith	33	D. Wayne Lukas	16	1963	Manuel Ycaza	37	Howard Jacobson	12
1990	Chris Antley	28	D. Wayne Lukas	10	1962	John Sellers	35	James Fitzsimmons	9
1989	Angel Cordero Jr	34	D. Wayne Lukas	16	1961	Manuel Ycaza	25	Burley Parke	11
1988	Angel Cordero Jr	36	D. Wayne Lukas	16	1960	Sam Boulmetis	26	John Gaver	8
1987	Jose Santos	26	Sidney Watters Jr.	12				Walter Kelley	8
1986	Angel Cordero Jr	27	D. Wayne Lukas	13				Michael Walsh	8
1985	Angel Cordero Jr	22	Jonathan Sheppard	10	1959	Manuel Ycaza	41	Norman McLeod	8
					1958	Bill Boland	22	Hirsch Jacobs	11

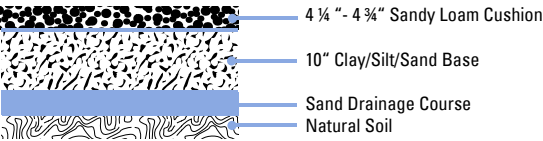
* meet record

SARATOGA ON-TRACK RECORDS


One-day attendance	72,745 on August 11, 2007	Average daily handle	\$3,941,190 in 2015
One-day handle	\$11,472,451, August 29, 2015 (Travers Day)	Opening Day in July	34,793 on July 24, 2015
Track Attendance	1,123,647 in 2016	Opening Day in August	30,658 on August 2, 1989
Average daily attendance	29,147 in 2003	Largest weekday crowd (non-opening day) . .	34,597 on August 2, 2015
Meeting handle (includes downstate)	\$157,647,699 in 2015	Largest weekday handle (non-opening day) .	\$4,789,081, Aug. 28, 2015

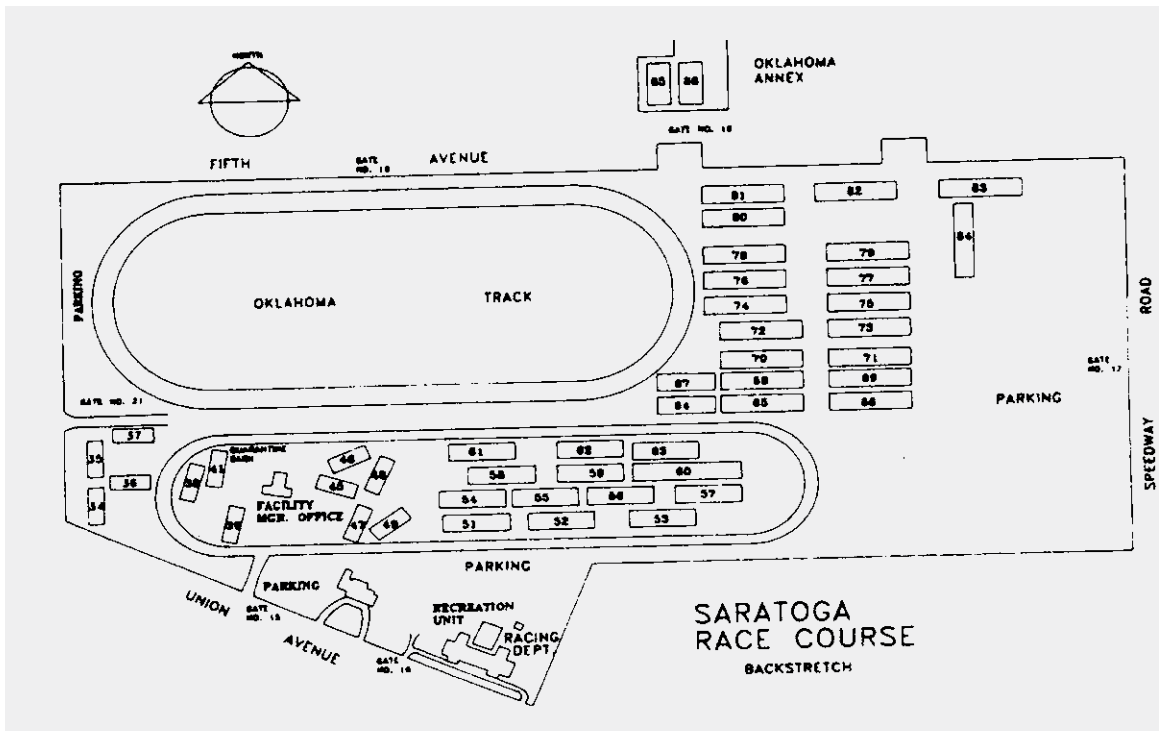
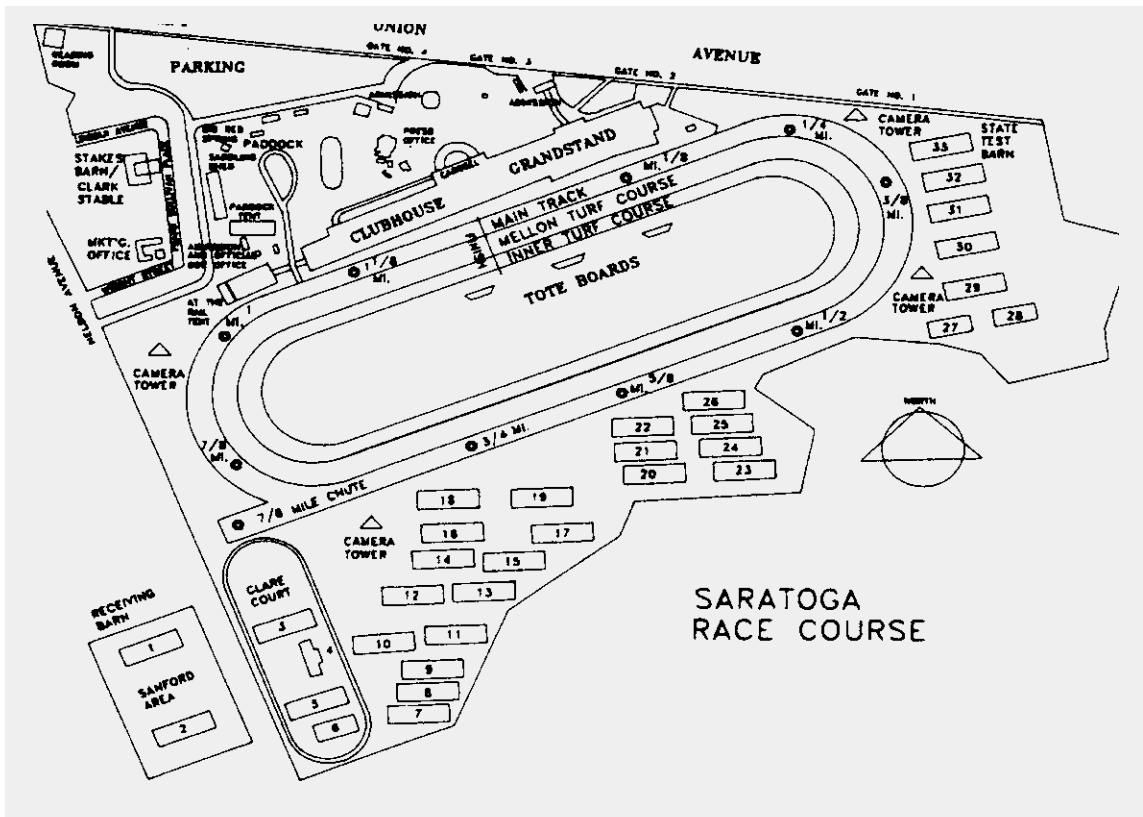
SARATOGA RACE COURSE TRACK SPECIFICATIONS

Main Track



Turf Courses





SARATOGA “WALK OF FAME”



NYRA President and CEO Christopher Kay (center) is joined to his left by “Red Jacket” recipients D. Wayne Lukas, John Velazquez, Tom Durkin and Angel Cordero, Jr. at the ribbon-cutting ceremony for the Saratoga “Walk of Fame”

In 2013, NYRA began recognizing prominent thoroughbred industry owners, trainers and jockeys who have left a significant mark on Saratoga with a commemorative plaque and iconic red Saratoga jacket presented on the eve of the Travers Stakes, Saratoga’s signature race and the nation’s oldest major stakes race for 3-year-olds.

In 2015, a new attraction was unveiled at Saratoga Race Course to showcase those individuals - the Saratoga “Walk of Fame,” which provides a permanent home for the plaques - and their narratives - where guests can learn about the honorees’ contributions. The covered structure is located next to the Carousel and features iconic Saratoga architecture, right down to the turrets.

“The Saratoga Walk of Fame is our way of acknowledging and recognizing these individuals for their dedication to the sport with a place to publicly enshrine their accomplishments,” said New York Racing Association CEO and President Chris Kay.

“We hope our guests will enjoy Saratoga’s newest attraction which is designed to highlight the contributions of our industry’s leading pioneers and achievers for decades to come.”

Inaugural honorees included all-time Saratoga leading riders John Velazquez, Jerry Bailey and Angel Cordero. The following year, Hall of Fame trainers D. Wayne Lukas and H. Allen Jerkens, in addition to NYRA racing announcer Tom Durkin, were honored and 2015 saw the induction of industry icons Marylou Whitney and Ogden Mills Phipps.

In 2016, author, raconteur, visionary, and longtime horseman W. Cothran “Cot” W. Cothran “Cot” Campbell and trainer Willam I. Mott were presented with emblematic Saratoga red jackets during their induction into the Walk of Fame.

Campbell made his mark on horse racing in 1969 when he pioneered one of the sport’s most innovative ideas: syndicated racehorse ownership. Dominion’s victory in the 1978 Bernard Baruch put Campbell’s Dogwood Stable on the map; and among those who have carried its green-and- yellow silks at Saratoga Race Course are Eclipse champion Storm Song, Preakness winner Summer Squall, and Belmont Stakes hero Palace Malice.

William “Bill” Mott achieved prominence as the trainer of two-time Horse of the Year Cigar, who tied Citation’s mark of 16 straight wins in 1996, including an undefeated 10-race season in 1995. A three-time Eclipse Award winner as Outstanding Trainer, Mott was inducted into the National Museum of Racing and Hall of Fame at the age of 45, the youngest trainer to receive that honor. Among his more than 4,600 career winners are Eclipse champions Theatrical, Escena, Paradise Creek, Ajina and Royal Delta, as well as 2010 Belmont Stakes winner Drosselmeyer.

BASIC PHYSICAL DATA OF SARATOGA RACE COURSE GROUNDS

Area of Site	.350 acres
NYRA Parking Capacity	.6,000 cars
Main Course	.1 1/8 miles
Turf Course	.1 mile
Steeplechase Course - Inner Turf Course	.7/8 mile
Oklahoma Course	.1 mile
Turf & Steeplechase Course	.7/8 mile
Clare Court Course	.1/2 mile

GRANDSTAND

Length	.1,305 feet
Depth (Varies)	.150 feet
Height (Clubhouse)	.4 Stories
Height (Grandstand)	.2 Stories
Floor Area	.385,000 sq. ft.

FACILITIES PROVIDED

Attendance Capacity	.50,000
Park Area	.25,000 Estimated
Dining	.3,770
Closed-Circuit TV Monitors (Public)	.1,000+
Kitchens	.4
Dining Areas	.7
Toilets	.23
Elevators	.5
Escalators	.6
Pari-Mutuel Windows	.700+
First Aid Room	.1
Ambulances	.4

STABLE AREA

Stabling Capacity	.1,830 Stalls
Dormitory Capacity (496 Rooms)	.1,048 Personnel
Barns	.91

THE FACES OF NYRA



ANDY SERLING

The always opinionated Serling has been offering his handicapping insights on the NYRA circuit as a member of the broadcast team since 2008 on Talking Horses, NYRA Live, Trips & Traps, and The National Racing Report. Serling has also provided his handicapping insights on nationally televised racing broadcasts. Previous to working in the racing industry, Serling traded options on the floor of the American Stock Exchange and played the horses for a living. Fans can also follow Serling on Twitter, where he offers insights for horseplayers daily.



RICHARD MIGLIORE

With 4,450 career winners under his belt, Migliore brings his wealth of experience to his role as a broadcast analyst on a variety of NYRA TV programs. The Brooklyn-born Migliore decided upon a career as a jockey at the age of 12. He began riding in 1980, and in 1981 won the Eclipse Award as the nation's top apprentice. Crowned as the leading rider in New York in 1981 and 1985, Migliore also won or tied as leading rider at 10 different NYRA meets, before his retirement in June of 2010.



MAGGIE WOLFENDALE

Wolfendale has been NYRA's paddock analyst since October 2010. The daughter of Maryland trainer Howard Wolfendale, Maggie served as a television analyst at Pimlico and Colonial Downs prior to joining NYRA. Along with her broadcasting career, Maggie is still involved in the training aspect of the industry, working with her husband, trainer Tom Morley, galloping horses in the morning and retraining several retired thoroughbreds into new careers.



ERNIE MUNICK

Ernie Munick was one of the country's leading handicappers from 1986 to 1989, selecting winners at a high clip for the New York Daily News, where he also wrote a daily racing column. In 2011 he resumed the role of public handicapper in fine fettle, serving as co-host of The NYRA Network Presents Raceday, a television show which was broadcast on dark days. He currently serves as a part-time broadcast analyst on Trips & Traps as well as NYRA Live. Munick has also served as a video blogger for the Breeders' Cup World Championships and a blogger for BelmontStakes.com.

SPOTLIGHT: NYRA SAFETY STEWARD

HUGH GALLAGHER



Hugh Gallagher joined NYRA in April 2014 to fill the newly created position of Safety Steward, among the first of its kind in the country, as part of NYRA's ongoing commitment to safety. A longtime steward, he has officiated races in his home state of Maryland, as well as Illinois, New Jersey, Florida, and other jurisdictions. A respected authority on racing safety and integrity, Gallagher has spoken at ROAP continuing education seminars and taught at the University of Louisville. He has served on the Board of Directors for RCI, as well as a vice chair of the Model Rules Committee, and is currently on the Equine Safety Board and chairman of ROAP. The "boots on the ground" at NYRA racetracks, his role on the backstretch includes training and supervising NYRA security personnel in overseeing integrity missives such "Horse Watch" detail and monitoring the activities of private veterinarians.

TOP 10 NYRA CROWDS

DATE	TRACK	ATTENDANCE
JUNE 5, 2004	BELMONT	120,139
JUNE 8, 2002	BELMONT	103,222
JUNE 7, 2014	BELMONT	102,199
JUNE 7, 2003	BELMONT	101,864
JUNE 7, 2008	BELMONT	94,476
JUNE 6, 2015	BELMONT	90,000
JUNE 6, 1999	BELMONT	85,818
JUNE 9, 2012	BELMONT	85,811
JUNE 5, 1971	BELMONT	82,694
JUNE 6, 1998	BELMONT	80,162

TOP 10 NYRA ON-TRACK HANDLES (DOES NOT INCLUDE SIMULCASTING)

DATE	TRACK	HANDLE
JUNE 7, 2014	BELMONT	\$19,200,102
JUNE 6, 2015	BELMONT	\$16,250,758
4OCTOBER 29, 2005	BELMONT	\$14,742,520
JUNE 5, 2004	BELMONT	\$14,461,402
JUNE 9, 2012	BELMONT	\$13,866,953
JUNE 7, 2008	BELMONT	\$13,256,019
OCTOBER 27, 2001	BELMONT	\$13,087,813
JUNE 7, 2003	BELMONT	\$12,973,555
JUNE 8, 2002	BELMONT	\$12,045,114
AUGUST 29, 2015	SARATOGA	\$11,472,451

NYRA ALL-TIME RECORD MUTUEL PAYOFFS

WIN	\$434.00 on MARKOBOB at AQUEDUCT on SEPTEMBER 3, 1943
DAILY DOUBLE	\$4,313.90 on BUDDIE BONES and JUNCTION CITY at SARATOGA on AUGUST 27, 1945
EXACTA	\$5,454.00 on NORTHERN VOGUE and GAY SENORITA at BELMONT on JUNE 1, 1985
TRIFECTA	\$105,914 on SLAMBINO, BLAZING DYNASTY and KEY EVENT at SARATOGA on AUGUST 23, 2008
SUPERFECTA	\$565,235 on ARGUMENT'S SAKE-OUTLAW CODY Z-SWEET MOON and BRIDGETTA at BELMONT on JUNE 17, 2012
PICK THREE (since 1992)	\$166,483 on CARRBINE SPECIAL, APPEALING LEGEND and FOREVER MAN at AQUEDUCT on DECEMBER 8, 1999
PICK FOUR	\$595,502 on DA WILDCAT GIRL-GREELEY'S FAREWELL-WINNER'S LEGACY-VILLAGE WARRIOR-UNDER SCRUTINY at SARATOGA on AUGUST 29, 2014
PICK FIVE	\$228,225 on MAJESTIC NUMBER-YOUR TIME IS UP-SPA CITY FEVER-RUN TO MAMA-RUTHLESS ALLEY at AQUEDUCT on DECEMBER 4, 2013
PICK SIX	\$1,120,287 (Two Tickets) on COINED FOR SUCCESS, HORNSHOPE, OUR TUNE, A ONE ROCKET. AUSTIN'S MOM and HOT AS A PISTOL at AQUEDUCT on JANUARY 17, 2004

NEW YORK RACING ASSOCIATION ATTENDANCE AND HANDLE, 2006-2016

	AQUEDUCT (WINTER/SPRING)	BELMONT PARK (SPRING)	SARATOGA	BELMONT PARK (FALL)	AQUEDUCT (FALL)	NYRA (TOTAL)
2016						
Dates	1/1 - 4/24 (63 Days)	4/29 - 7/17 (54 Days)	7/22 - 9/5 (40 Days)	9/9 - 10/30 (38 Days)	11/4 - 12/31 (34 Days)	229 Days
Attendance	175,125	273,134	1,123,647	108,470	80,780	1,761,156
On-Track Handle (NYRA)	\$51,646,890	\$82,620,672	\$151,841,828	\$37,566,563	\$37,554,724	\$351,230,678
Off-Track Handle (NYRA)	\$364,823,004	\$538,841,589	\$502,657,618	\$260,192,902	\$208,581,041	\$1,875,096,15
Total Handle - Including Simulcast	\$518,525,292	\$692,597,194	\$696,963,977	\$338,488,602	\$284,697,501	\$2,535,272,567
2015						
Dates	1/1 - 4/26 (60 Days)	4/29 - 7/19 (59 Days)	7/24 - 9/7 (40 Days)	9/11 - 11/1 (38 Days)	11/4 - 12/31 (40 Days)	237 Days
Attendance	181,212	286,432	1,065,625	108,210	115,112	1,756,591
On-Track Handle - NYRA Races	\$47,964,783	\$88,293,037	\$157,647,599	\$39,989,451	\$32,680,889	\$366,575,759
Total Handle - NYRA Races	\$354,047,210	\$647,740,050	\$656,121,664	\$321,050,623	\$263,809,828	\$2,243,039,376
Total Handle - Including Simulcast	\$456,185,424	\$719,530,206	\$697,613,499	\$365,108,231	\$304,306,123	\$2,542,743,482
2014						
Dates	1/1 - 4/26 (72 Days)	4/29 - 7/13 (54 Days)	7/19 - 9/2 (40 Days)	9/7 - 10/26 (38 Days)	10/29 - 12/31 (41 Days)	245 Days
Attendance	242,693	302,512	965,027	102,566	119,543	1,732,341
On-Track Handle - NYRA Races	\$61,158,831	\$84,626,885	\$150,387,443	\$42,697,719	\$35,516,547	\$374,387,425
Total Handle - NYRA Races	\$450,973,537	\$599,264,939	\$575,072,210	\$299,376,017	\$253,292,270	\$2,177,979,073
Total Handle - Including Simulcast	\$553,289,787	\$664,676,938	\$616,445,431	\$339,085,116	\$304,419,007	\$2,477,916,278
2013						
Dates	1/1 - 4/21 (66 days)	4/26 - 7/14 (56 days)	7/19 - 9/2 (40 days)	9/7 - 10/27 (37 days)	11/1 - 12/31 (40 days)	239 days
Attendance	247,049	282,488	867,182	126,469	1se34,473	1,657,661
On-Track Handle - NYRA Races	\$57,407,599	\$78,472,865	\$147,456,901	\$47,238,016	\$36,447,266	\$367,022,646
Total Handle - NYRA Races	\$430,568,658	\$574,750,431	\$589,916,930	\$330,921,290	\$272,236,100	\$2,198,393,408
Total Handle - Including Simulcast	\$533,487,479	\$644,715,569	\$628,966,406	\$368,837,354	\$319,575,449	\$2,495,582,258
2012						
Dates	1/1 - 4/22 (78 days)	4/27 - 7/15 (55 days)	7/20 - 9/3 (40 days)	9/8 - 10/28 (36 days)	11/2 -12/31 (36 days)	245 Days
Attendance	316,707	328,915	901,033	114,294	122,599	1,783,538
On-Track Handle - NYRA Races	\$70,023,842	\$87,660 853	\$150,637,998	\$42,499,742	\$30,302,407	\$381,114,842
Total Handle - NYRA Races	\$513,903,608	\$566,467,233	\$590,187,876	\$297,670,005	\$234,490,763	\$2,202,719,485
Total Handle - Including Simulcast	\$614,962,246	\$636,065,934	\$629,033,996	\$333,747,794	\$282,688,989	\$2,496,498,959
2011						
Dates	1/1 - 4/23 (73 Days)	4/29 - 7/17 (55 Days)	7/22 - 9/5 (39 Days)	9/10 - 10/30 (36 Days)	11/4 - 12/31 (37 Days)	240 Days
Attendance	322,165	332,413	871,772	133,369	150,146	1,809,865
On-Track Handle - NYRA Races	\$58,741,413	\$77,319,171	\$140,277,616	\$41,656,097	\$33,841,343	\$351,835,640
Total Handle - NYRA Races	\$419,099,663	\$517,096,685	\$526,983,000	\$263,037,788	\$233,714,655	\$1,959,931,791
Total Handle - Including Simulcast	\$505,700,849	\$582,036,257	\$563,620,769	\$300,624,810	\$281,420,026	\$2,233,402,711
2010						
Dates	1/1 - 4/25 (75 Days)	4/30 - 7/18 (57 Days)	7/23 - 9/6 (40 Days)	9/11 - 10/31 (35 Days)	11/5 - 12/31 (35 Days)	242 Days
Attendance	218,078	290,494	878,284	127,540	119,729	1,634,125
On-Track Handle - NYRA Races	\$42,455,943	\$56,508,485	\$126,761,875	\$28,656,204	\$23,314,175	\$277,696,682
Total Handle - NYRA Races	\$486,241,985	\$548,021,102	\$552,385,597	\$292,978,274	\$234,500,829	\$2,114,127,787
Total Handle - Including Simulcast	\$527,255,053	\$573,567,467	\$570,781,470	\$305,126,312	\$252,924,156	\$2,229,654,458
2009						
Dates	1/1 - 4/26 (80 Days)	4/29 - 7/26 (64 Days)	7/29 - 9/7 (36 Days)	9/11 - 10/25 (33 Days)	10/28 - 12/31 (38 Days)	250 Days
Attendance	234,937	357,659	854,413	114,519	100,626	1,662,154
On-Track Handle - NYRA Races	\$45,409,102	\$63,462,612	\$121,574,702	\$23,790,597	\$21,704,317	\$275,941,330
Total Handle - NYRA Races	\$565,924,129	\$629,863,275	\$513,837,235	\$263,376,581	\$251,661,345	\$2,224,662,565
Total Handle - Including Simulcast	\$605,262,393	\$657,150,891	\$528,358,034	\$274,341,120	\$270,356,326	\$2,335,468,764
2008						
Dates	1/1 - 4/27 (80 Days)	4/30 - 7/19 (58 Days)	7/23 - 9/1 (35 Days)	9/5 - 10/26 (37 Days)	10/29 - 12/31 (39 Days)	249 Days
Attendance	218,245	391,634	872,627	147,515	105,694	1,735,715
On-Track Handle - NYRA Races	\$50,263,569	\$69,722,257	\$124,446,562	\$31,385,364	\$23,886,735	\$299,704,487
Total Handle - NYRA Races	\$653,234,532	\$662,605,734	\$523,170,122	\$356,265,049	\$294,001,150	\$2,489,276,587
Total Handle - Including Simulcast	\$694,031,499	\$689,531,430	\$538,802,445	\$371,086,050	\$311,341,150	\$2,604,792,574
2007						
Dates	1/1 - 4/29 (75 Days)	5/2 - 7/22 (60 Days)	7/25 - 9/3 (36 Days)	9/7 - 10/21 (33 Days)	10/24 - 12/31 (45 Days)	248 Days
Attendance	204,232	380,495	958,574	165,045	117,882	1,826,228
On-Track Handle - NYRA Races	\$46,088,995	\$68,718,518	\$134,606,756	\$34,280,261	\$26,876,579	\$310,571,109
Total Handle - NYRA Races	\$597,624,002	\$677,495,619	\$583,470,420	\$346,451,154	\$339,675,975	\$2,544,717,170
Total Handle - Including Simulcast	\$637,570,314	\$706,343,755	\$598,443,977	\$359,475,022	\$361,606,949	\$2,663,440,017
2006						
Dates	1/1 - 4/30 (84 Days)	5/3 - 7/22 (59 Days)	7/26 - 9/4 (36 Days)	9/8 - 10/22 (33 Days)	10/25 - 12/31 (45 Days)	257 Days
Attendance	248,110	377,570	908,569	152,733	121,764	1,808,746
On-Track Handle - NYRA Races	\$53,271,785	\$66,071,199	\$124,741,484	\$30,541,127	\$27,508,331	\$302,133,926
Total Handle - NYRA Races	\$689,937,407	\$654,304,624	\$549,037,413	\$333,902,495	\$344,140,347	\$2,571,322,286
Total Handle - Including Simulcast	\$730,543,311	\$681,801,569	\$564,267,671	\$346,592,553	\$363,788,569	\$2,686,993,673